



A Shout - Out to Member Ann Hiemstra Programs Coordinator Extraordinaire!

Ann has been hard at work behind the scenes organizing and moderating the guild monthly programs and workshops. *Thank you* for your organizational skills and devotion to our members and the larger community of calligraphers!

Attention!!! Volunteer Opportunities!

Our guild is an all-volunteer organization and relies on the generosity of its members to continue providing the wonderful programs, workshops, exhibits, and events that we are known for. We invite you to become involved in the guild by replying to Margaret Stookesberry (mjstookesberry@gmail) or Renee Jorgensen (ccguild.letteringarts@gmail.com) and indicating your interests.

A Board member will contact you with further information on specific opportunities that may be available. Officers do not need to live in the metro area as zoom meetings are now possible. Board members also receive a 20% discount on workshop fees.

- **President & Vice President:** Together, lead and organize board meetings, support board officers
- **Workshops:** Help with tasks during workshop, write newsletter workshop review
- **Programs:** Help with and organize guild meetings, and contact member or outside calligraphers for demonstrations, and help with tasks during presentations
- **Exhibits:** Help with exhibits installations and take-down; find locations for exhibits, compile artists' statements
- **Special Events:** Help with hospitality at events, assist in planning programs, lectures)
- **Publications:** Assist with writing articles for the bulletin, photograph and document events

Workshops & Program Overviews

Workshop: Julie Wildman's Modern Playful Handwriting
By Member, Celeste Rossmiller

Learning with Julie Wildman was a wonderful experience. She is encouraging of one's abilities at whatever level one works; she is creative and knowledgeable, and happy to share liberally her background and skills. It was a joy to spend the two days with her, and to play with letters, colors, and techniques that could be



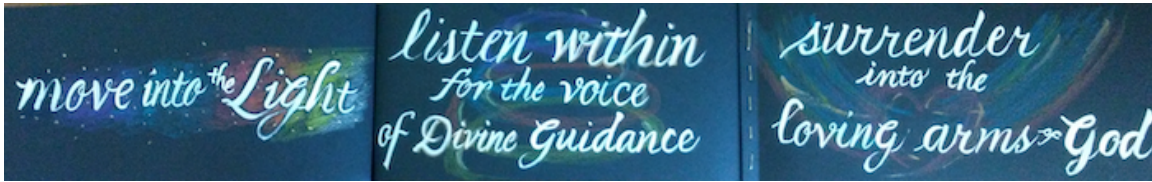
Member: Heather Martinez



Member: Elizabeth McKee

applied immediately. The work we did was varied, and moved from fairly basic to more intensive, from pen strokes in black and white, to brush and color.

I took my learning and created a card for a friend needing encouragement with a difficult life situation.

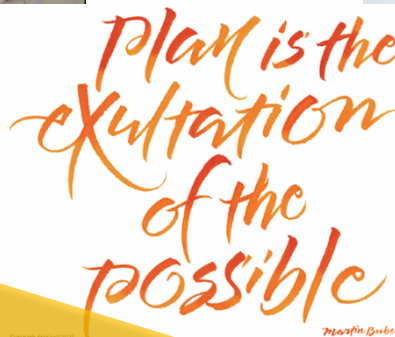


Member: Heather Martinez

Member: Celeste Rossmiller



Program: Elizabeth McKee: Pointed Brush Baby Steps!

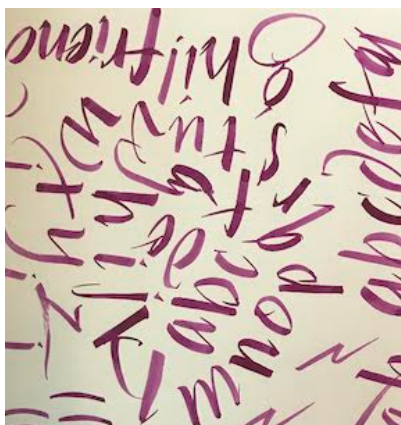


This fun paced presentation encouraged enthusiasts interested in improving or the basic of learning brush lettering using well instructed steps with creative possibilities throughout Elizabeth's kind and thoughtful presentation. Watching Elizabeth create each letter form and working with color was both relaxing and fun!

Left photo above of Elizabeth showing colorful brush work. Right photo shows Elizabeth displaying brush lettering samples in the new Speedball Textbook (the 25th edition), pages 86 thru 93.

Elizabeth's guide sheet was both helpful and full of skill building & lettering guidance.

Thank you, Elizabeth!





Member: Tess Vonfeldt-Gross



Program: Member Jill Quillian: Silky Letters

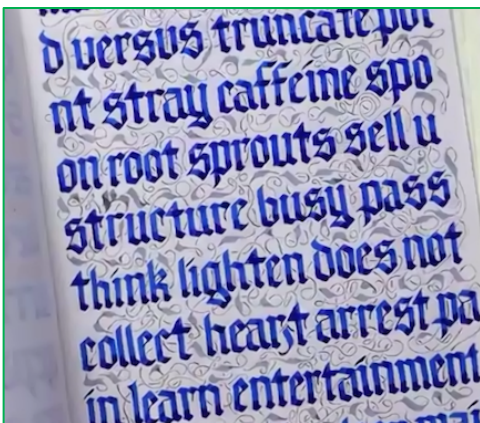


Jill shared her passion with a selection of her works of colorful silk painting with calligraphic lettering. Jill demonstrated a very involved process from beginning to end. With discussion as to how she creates her colorful and remarkable silk paintings while incorporating letters filled with vibrant decoration. Thank you, Jill!





Workshop: Tamer Ghoneim: Blackletter Basics

Tamer introduced and taught his method for learning Blackletter forms. Working with the Pilot Parallel pens we learned about his favorite fountain pen inks, how to maintain the pens and his favorite papers to letter on. Finishing up with variations and techniques unique to his personal style, each participant selected wrote this hand writing pangrams. Thank you, Tamer!




Tamer shared examples
Of his practice from the
Pages in his sketchbooks





Tamer demonstrating the ampersand



Member: Renee Jorgensen



Upcoming:

If you missed out on these fine programs, please note that workshops & programs will be advertised for fall on the CCG website, Facebook and Instagram pages.

Please send requests for those you would like for the guild to bring for future workshops at:

workshops@coloradocalligraphers.com

Enjoy your summer and keep on writing!

Thank you!

Renee

bulletin@coloradocalligraphers.com